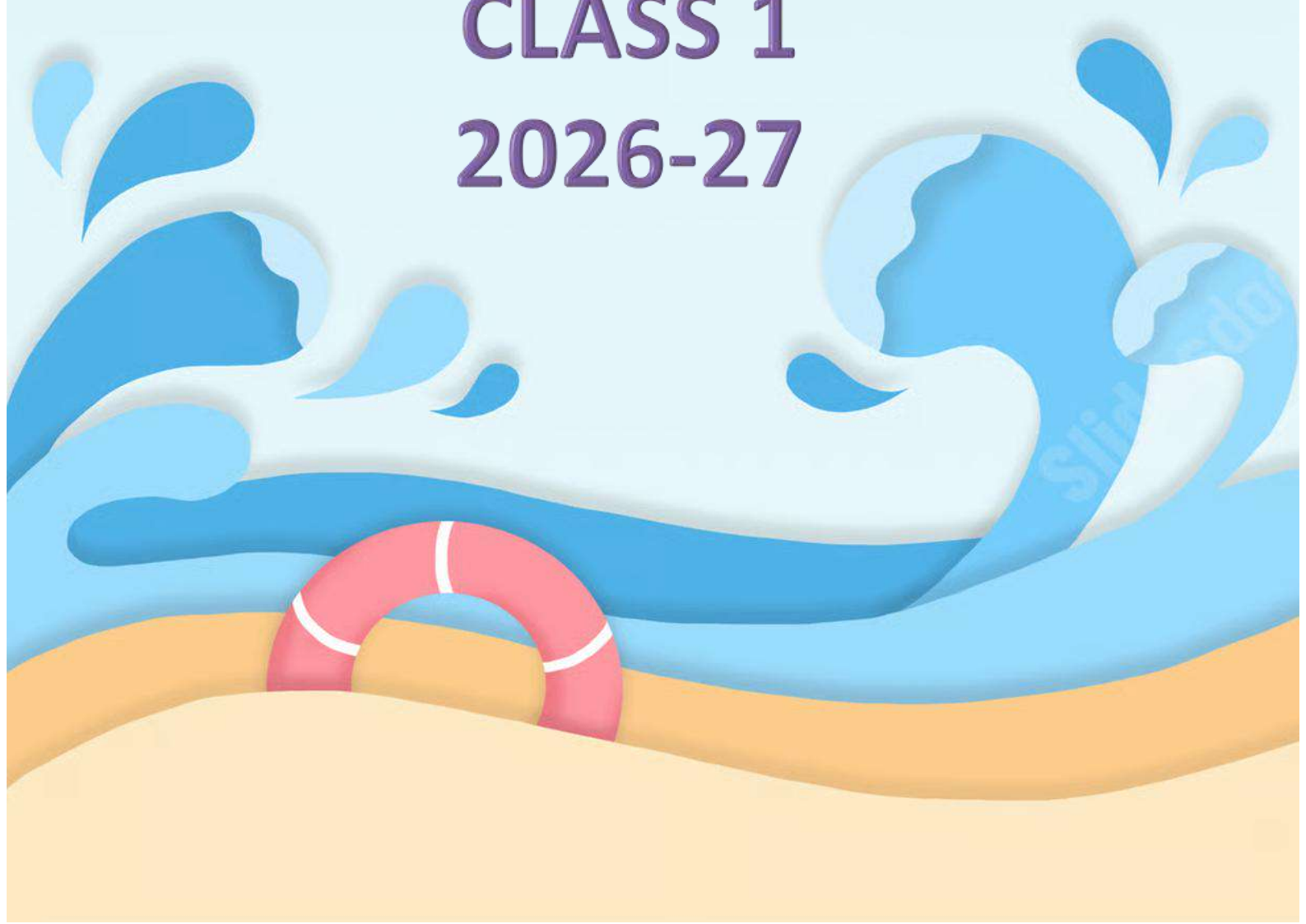




**DAV PUBLIC SCHOOL  
SECTOR -7, ROHINI.**

**SUMMER HOLIDAYS  
HOMEWORK  
CLASS 1  
2026-27**




*Summer Vacation is a time full of fun games and activities. Along with enjoyment, it also offers a wonderful opportunity, to learn new things. To make your summer more creative and meaningful, we have planned some interesting activities and suggestions.*

- *Go for a walk in the morning or evening, talk about things you see around.*
- *Keep your surroundings clean and green.*
- *Show love and spend quality time with your grandparents.*
- *Play different games like hide and seek, football, Ludo, chess etc. with your child.*
- *Use magic words like Please, sorry, Excuse me, Thank you. Help others and be polite to enhance your personality.*
- *Practice and try to improve your handwriting. Write 5 lines in English and Hindi (BROWN NOTEBOOK) on alternate days.*
- *Encourage your child to speak in English.*
- *Choose any one object/picture every day and encourage your child to speak a few lines about it to improve their speaking skills.*

*We are confident that these combined efforts will contribute to the holistic development of your child.*

Use these phrases in day-to-day life for language development of your child

- ❖ Good morning/Good afternoon/Good evening/Good night.
- ❖ How are you?
- ❖ I am happy/ good, Thank you.
- ❖ May I come in please?
- ❖ May I go to washroom?
- ❖ May I drink water?
- ❖ May I fill my water bottle?
- ❖ I have done my work.
- ❖ I have finished my breakfast/lunch/dinner
- ❖ I have not brought my notebook/book/activity material
- ❖ Excuse Me! Can I talk to you?
- ❖ Please give me pencil, eraser etc.
- ❖ He/ She is hitting/hurting me.
- ❖ I need help, please.
- ❖ I want to sit with my friends.
- ❖ I lost my pencil / eraser / sharpener.
- ❖ It's my turn now.
- ❖ Can I quench my thirst?
- ❖ I want to be first in line.

A silver metal spiral binding is visible on the left side of the page, consisting of a series of loops that hold the paper in place.

Note: All the work should be done in A-4 sized coloured pastel sheets. Once the work is completed the sheets should be spiral bound to form a book. Decorate the outer cover with child's drawing. Try to make your book as colourful and beautiful as possible

# ALL ABOUT

\_\_\_\_\_

I am  years old

I Live with \_\_\_\_\_

My friends Are \_\_\_\_\_

\_\_\_\_\_

I like to watch \_\_\_\_\_

My favorite activities

My favorite color: \_\_\_\_\_  
FOOD: \_\_\_\_\_  
ANIMAL: \_\_\_\_\_

BOOKS: \_\_\_\_\_

I am good at \_\_\_\_\_

When I grow up I want to be... \_\_\_\_\_

\_\_\_\_\_

# ENGLISH

- Learn the poem – ‘ONE THING AT A TIME’ (My English Reader pg. no. 33)
- Read and revise Lessons 1 – 5.
- For reading practice make reading cards by merging the lines of L 1-5
- WORD BUILDING -Make 6 - 7new words from the given words: (notebook work)
  - a) POLICE STATION
  - b) COMPREHENSION
  - c) PRACTICE
  - d) CATERPILLAR


## WORD TRAIN

Make 5-word trains on the **pastel sheet**. (using any 5 different words of your choice) for example



- Visit a bookshop with your parents. Select colourful and age-appropriate story books (for both English and Hindi)
- Read the stories and write ten new words you learned. (Arrange these new words in alphabetical order - A, B, C.....)
- Narrate the story using laminated picture cards.
- Be ready to present the story in your own words (in English and Hindi) after vacation using story sequence cards.
- Draw and colour any favourite character from the story book you read on A4 size sheet.


For example: **Three Little Pigs**



From the story book you have read display the new words you have learnt on a **'Word Tree'**.

To make a Word Tree:

- Take a small, old bowl and fill it with mud.
- Now fix a twig or a branch of a tree in it.
- Cut leaves out of green coloured A4 sheets.
- Write one word that you have learnt on each leaf. Stick these leaves on to the branches of your 'Word Tree'.



Learn the following words for Spell Check after summer holidays.

- ❖ jeep
- ❖ wheels
- ❖ tree
- ❖ green
- ❖ teeth
- ❖ feel
- ❖ seed
- ❖ geese
- ❖ keen
- ❖ weep
- ❖ keep
- ❖ ball
- ❖ doll
- ❖ mill
- ❖ well
- ❖ mill
- ❖ pulls
- ❖ hill
- ❖ falls
- ❖ yells
- ❖ bell



# Reading Comprehension

## My Dog Bob


I have a dog. His name is Bob. My dog is red. He likes to play and run and jump. My dog eats a lot.



1. What colour is Bob?  
green red brown pink
2. Name one thing Bob likes to do?  
\_\_\_\_\_
3. Do you think Bob might be fat?  
\_\_\_\_\_

# Reading Comprehension

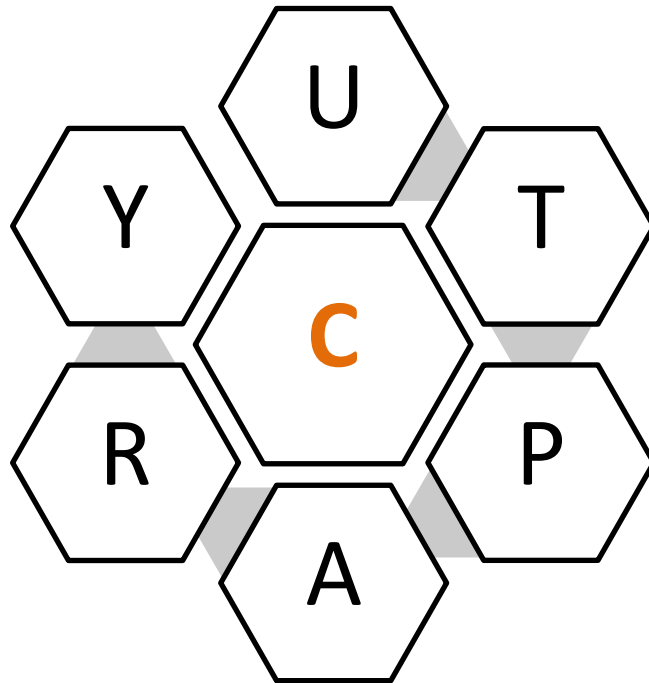
The cat sat on a mat.  
The cat had a hat.  
The hat was red.  
The cat is happy.



Q. Fill in the blanks.

1. The cat sat on a \_\_\_\_\_.
2. The \_\_\_\_\_ had a hat.
3. The hat was \_\_\_\_\_.
4. The cat is \_\_\_\_\_.

Q. Make a new word by combining the letters in the hexagon. The central red letter should be kept common every time.



--	--	--

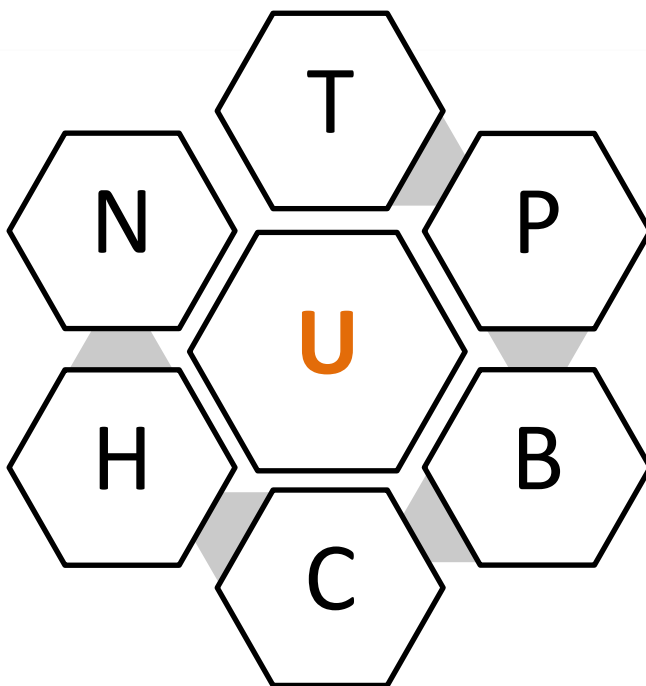
--	--	--

--	--	--

--	--	--

--	--	--

Q. Make a new word by combining the letters in the hexagon. The central red letter should be kept common every time.



--	--	--

--	--	--

--	--	--


--	--	--

--	--	--

- 1) आप किसी बड़े व्यक्ति की मदद से अपना नाम हिंदी में लिखना सीखिए ।
- 2) कोई एक छोटी शिक्षाप्रद कहानी याद करें।
- 3) नीचे दिए गए उदाहरण की मदद से शब्दों की रेल बनाइये । **(as shown in the picture)**

सड़क - कमल, लड़का, कल, लड़

तारा



गिलास -

गाजर -

गमला -

4) पाठ 2-5 पढ़ने का अभ्यास करें!

(For reading practice make reading cards by merging the lines of L 2-5)



# आ की मात्रा वाले शब्द



म  
↑  
**आ** → ग  
→ ख  
↓  
स      ठ

आम  
\_\_\_\_\_  
\_\_\_\_\_  
\_\_\_\_\_

म  
↑  
**का** → ल  
→ न  
↓  
ला      का

\_\_\_\_\_  
\_\_\_\_\_  
\_\_\_\_\_

न  
↑  
**खा** → ल  
→ ट  
↓  
द      क

\_\_\_\_\_  
\_\_\_\_\_  
\_\_\_\_\_

चा  
↑  
**चा** → रा  
→ य  
↓  
ह      ट

\_\_\_\_\_  
\_\_\_\_\_  
\_\_\_\_\_

ता  
↑  
**छा** → व  
→ प  
↓  
या      त्र

\_\_\_\_\_  
\_\_\_\_\_  
\_\_\_\_\_

म  
↑  
**ता** → जा  
→ प  
↓  
ला      रा

\_\_\_\_\_  
\_\_\_\_\_  
\_\_\_\_\_



# अपठित गद्यांश

राजा और लता बाज़ार गए। राजा बाजा लाया। उसका बाजा लाल था। लता माला लाई। वह गाजर और टमाटर लाई। राघव कल बाज़ार जाएगा। वह छाता लाएगा।

दिए गए अनुच्छेद को पढ़कर सही उत्तर के सामने ( ) को और गलत के सामने X का निशान लगाओ-

1. राजा का बाजा हरा था। ( )

2. लता माला लाई। ( )

II. नीचे दिए गए वाक्यों में सही उत्तर लिखो-

1. राजा और \_\_\_\_\_ बाज़ार गए।  
( लता / उमर )

2. राजा \_\_\_\_\_ लाया।  
( गाजर / बाजा )

3. लता \_\_\_\_\_ लाई।  
( ताला / माला )

आ, इ और ई मात्रा शब्द

- ❖ उजाला
- ❖ माता
- ❖ गाजर
- ❖ पाठशाला
- ❖ ताकत
- ❖ हलवा
- ❖ चिड़िया
- ❖ चतनका
- ❖ बाररश
- ❖ चमठाई
- ❖ डचलया
- ❖ साइचकल
- ❖ दीपावली
- ❖ नाशपाती
- ❖ पपीता
- ❖ दीवार
- ❖ दीपक
- ❖ साडी
- ❖ लीची

**नोट- इन शब्दों को लिखने का अभ्यास करिये!**


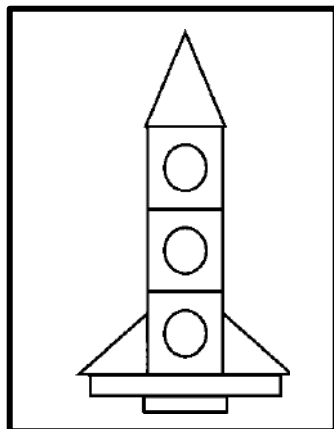
**इन शब्दों से वाक्य बनाने का अभ्यास करें।**

# MATHEMATICS

Work to be done in brown notebook.

- Write counting 1-50
- Learn Number Names 1-20
- Practice After, Before and Between Numbers twice a week.
- Practice Put '>', '<' or '=' and Missing Numbers twice a week.
- Using different stickers/bindis, create your Own sequencing patterns e.g.  
△ ○ ☆ △ ○ ☆ △ ○ ☆
- Create 2 scenes using cut out different shapes as shown in given picture. (On pastel sheets)

For example,



Q. Fill in the missing numbers.


1	11	21	31	41
3	13	23	33	43
5	15	25	35	45
7	17	27	37	47
9		29		49
10	20	30	40	50















Q. Circle the right numeral matching with the number in words.

<p>Twelve</p> <p>12      1</p> <p>          3</p>	<p>Nine</p> <p>6        1</p> <p>      9</p>	<p>Eight</p> <p>11      1</p> <p>          8</p>	<p>Eighteen</p> <p>18      11</p> <p>          3</p>
<p>Three</p> <p>2        11</p> <p>          3</p>	<p>Nineteen</p> <p>2        19</p> <p>          7</p>	<p>One</p> <p>22      12</p> <p>          1</p>	<p>Twenty</p> <p>8        20</p> <p>          13</p>
<p>Five</p> <p>5        10</p> <p>          3</p>	<p>Ten</p> <p>8        10</p> <p>          5</p>	<p>Thirteen</p> <p>5        10</p> <p>          13</p>	<p>Sixteen</p> <p>16      10</p> <p>          18</p>
<p>Fifteen</p> <p>15      4</p> <p>          7</p>	<p>Four</p> <p>4        9</p> <p>          18</p>	<p>Eleven</p> <p>11      14</p> <p>          7</p>	<p>Two</p> <p>19      4</p> <p>          2</p>

# Number Names and Numerals

Count each object in the picture and write its numeral and number name. Colour the picture.



	<input type="text" value="4"/>	Four		<input type="text"/>	
	<input type="text"/>			<input type="text"/>	
	<input type="text"/>			<input type="text"/>	
	<input type="text"/>			<input type="text"/>	
	<input type="text"/>			<input type="text"/>	
	<input type="text"/>			<input type="text"/>	
	<input type="text"/>			<input type="text"/>	

## **WORK TO BE DONE ACCORDING TO THE ROLL NUMBERS.**

### ➤ **ROLL NO. 1 – 10**

**Create 3D objects using empty cardboard boxes (toothpaste, soap, foil, shoe box etc.)**

**e.g., Means of transport, robot, furniture, clown.....**

### ➤ **ROLL NO. 11 – 20**

**Collect dry leaves and make different types of animals, insects, birds and sea creatures.**



### ➤ **ROLL NO. 21 –30**

**Make a 3D model of any one house using waste material. (refer My Living World )**

### ➤ **ROLL NO.31– 40**

**Make a 3D model of your favourite monument using waste material.**

# EVS ALL ABOUT ME - MEMORY

## BOOK



Make a MEMORY BOOK of the best moments spent with your family at home during these days. You can draw pictures (stick drawing) to show those moments and write 1-2 sentences about how you

enjoyed these moments.

## POEM

### MY FIVE SENSES

Read and learn.



# General knowledge

1. What is your name?

Ans. My name is \_\_\_\_\_.

2. What is your father's name?

Ans. My Father's name is Mr. \_\_\_\_\_

3. What is your mother's name?

Ans. My Mother's name is Mrs. \_\_\_\_\_

4. How many members do you have in your family?

Ans. I have \_\_\_members in my family.

5. How old are you?

Ans. I am \_\_\_\_\_years old.

6. Where do you live?

Ans. I live in \_\_\_\_\_.

7. In which class do you study?

Ans. I study in class \_\_\_\_\_.

8. In which school do you study?

Ans. I study in D.A.V. Public School, Sector 7, Rohini

9. Who is your class teacher?

Ans. Mrs. \_\_\_\_\_is my class teacher.

10. What is the name of your principal?

Ans. My Principal's name is Mrs. Rajbir Kaur.

11. What does your father do?

Ans. My Father is a \_\_\_\_\_

**12. What does your mother do?**

**Ans. My Mother is a \_\_\_\_\_**

**13. How many siblings do you have?**

**Ans. I have \_\_\_\_\_siblings.**

**14. What is the name of our National Fruit?**

**Ans. The name of our National fruit is Mango.**

**15. What is the name of our National Bird?**

**Ans. The name of our National Bird is Peacock.**

**16. What is the name of our National Flower?**

**Ans. The name of our National Flower is Lotus.**

**17. What is the name of our National Animal?**

**Ans. The name of our National Animal is Tiger.**

**18. What is the name of our National Anthem?**

**Ans. The name of our National Anthem is Jana, Gana,  
Mana**

**Q.22 In which Country do you live?**

**Ans. I live in India.**

**Q.23 What is the Capital of India?**

**Ans. New Delhi is the Capital of India.**

# **EVS**     **For oral only.**

Q1. Which organ helps you see?

Ans. Eyes

Q2. Which organ helps you hear?

Ans. Ears

Q3. Which organ helps you smell?

Ans. Nose

Q4. Which organ helps you taste?

Ans. Tongue

Q5. Which organ helps you feel?

Ans. Skin

Q6. What do we use to wash hands?

Ans. Soap

Q7. What do we use to clean teeth?

Ans. Toothbrush and toothpaste

Q8. What do we use to trim our nails?

Ans. Nail cutter

Q9. What do we use to wipe body?

Ans. Towel

Q10. What do we use to wash hair?

Ans. Shampoo

Q11. Why do we eat food?

Ans. We eat food to live.

Q12. Which fruit has only one big seed?

Ans. Mango

Q13. How many meals we eat in a day?

Ans. Three

Q14. Name the fruit which is green from outside and red from inside?

Ans. Watermelon

Q15. Which meal do we eat in the morning?

Ans. Breakfast

Q16. Which meal do we eat in the afternoon?

Ans. Lunch

Q17 Which meal do we eat at night?

Ans. Dinner

Q18. Which fruit is known as king of fruits?

Ans. Mango


Q19 An \_\_\_\_\_ a day, keeps the doctor away.

Ans. An apple

Q20. Name a small red, sweet and sour fruit.

Ans. Cherry

**Draw a FRUIT BASKET filled with your favourite fruits and colour it.**



## **WORK TO BE DONE ON PASTEL SHEET**

Creating art with pencil shaving is a fun and creative project.



**The other fun and easy art activities: - Balloon Printing & Leaf printing. Here are the links for the activities**

<https://youtu.be/NCTrnNn7UUg?si=sKkE6Jsl-EqsCi0y>

<https://youtube.com/watch?v=LEXIEqI9T6o&feature=shared>

- Click on the link, watch the videos and do the same printing on A 4 size sheets.

# WORDSEARCH

Encircle the following words in the grid below.



orange



grapes



apple



lemon



mango

R	U	N	H	A	N	P
G	R	A	P	E	S	P
P	M	P	R	W	P	I
S	A	P	S	I	I	G
S	N	L	E	M	O	N
E	G	E	N	I	T	S
R	O	R	A	N	G	E

# WORDSEARCH

Encircle the following words in the grid below.



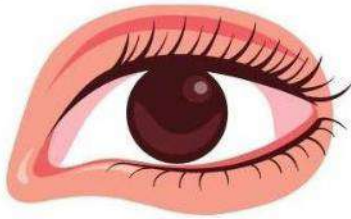
ear



nose



mouth





eye



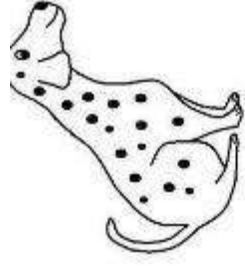
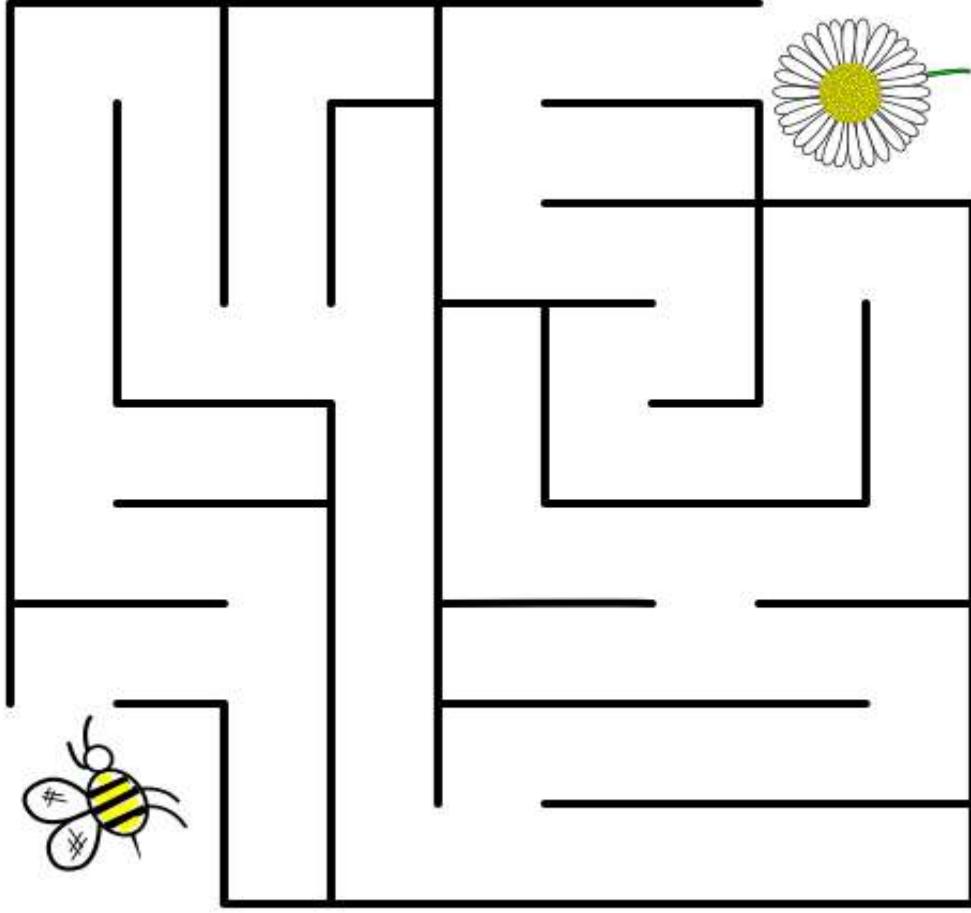
teeth

R	U	N	H	A	N	P
O	S	O	O	W	K	P
P	H	S	R	W	P	I
E	E	E	A	R	I	G
Y	T	E	E	T	H	Y
E	L	N	N	I	T	S
M	O	U	T	H	E	R

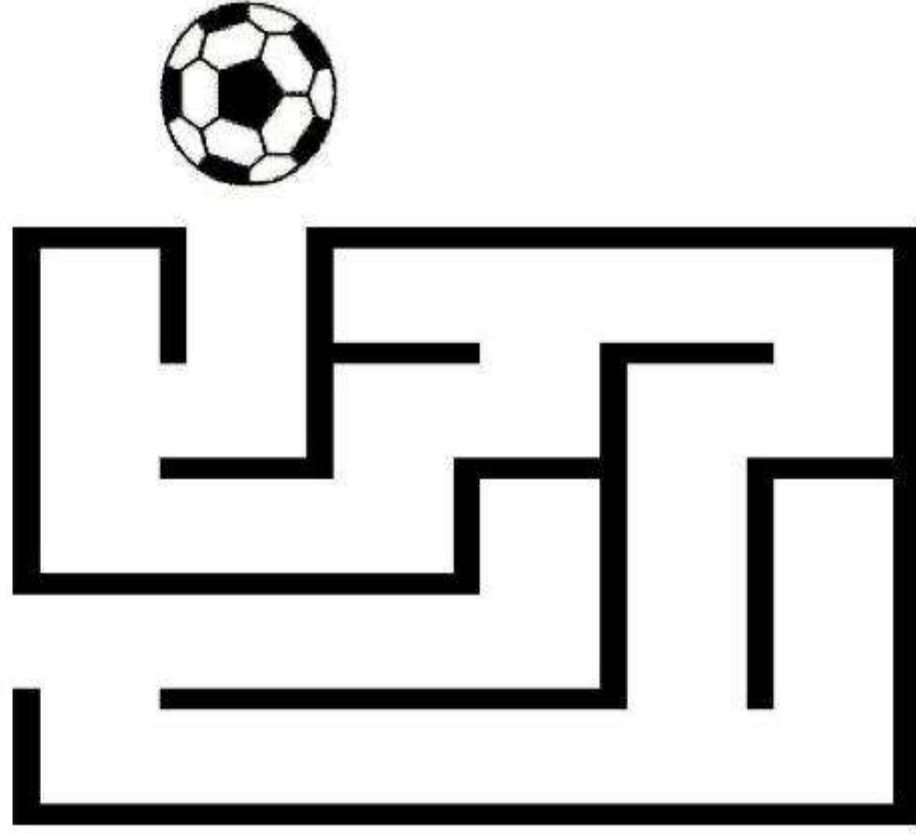
# Spot 5 differences



**Help the bee find the flower !**



**Help the dog  
find the ball.**



**WORK TO BE DONE ON PASTEL SHEET**

# Colour by number code

**2- blue**

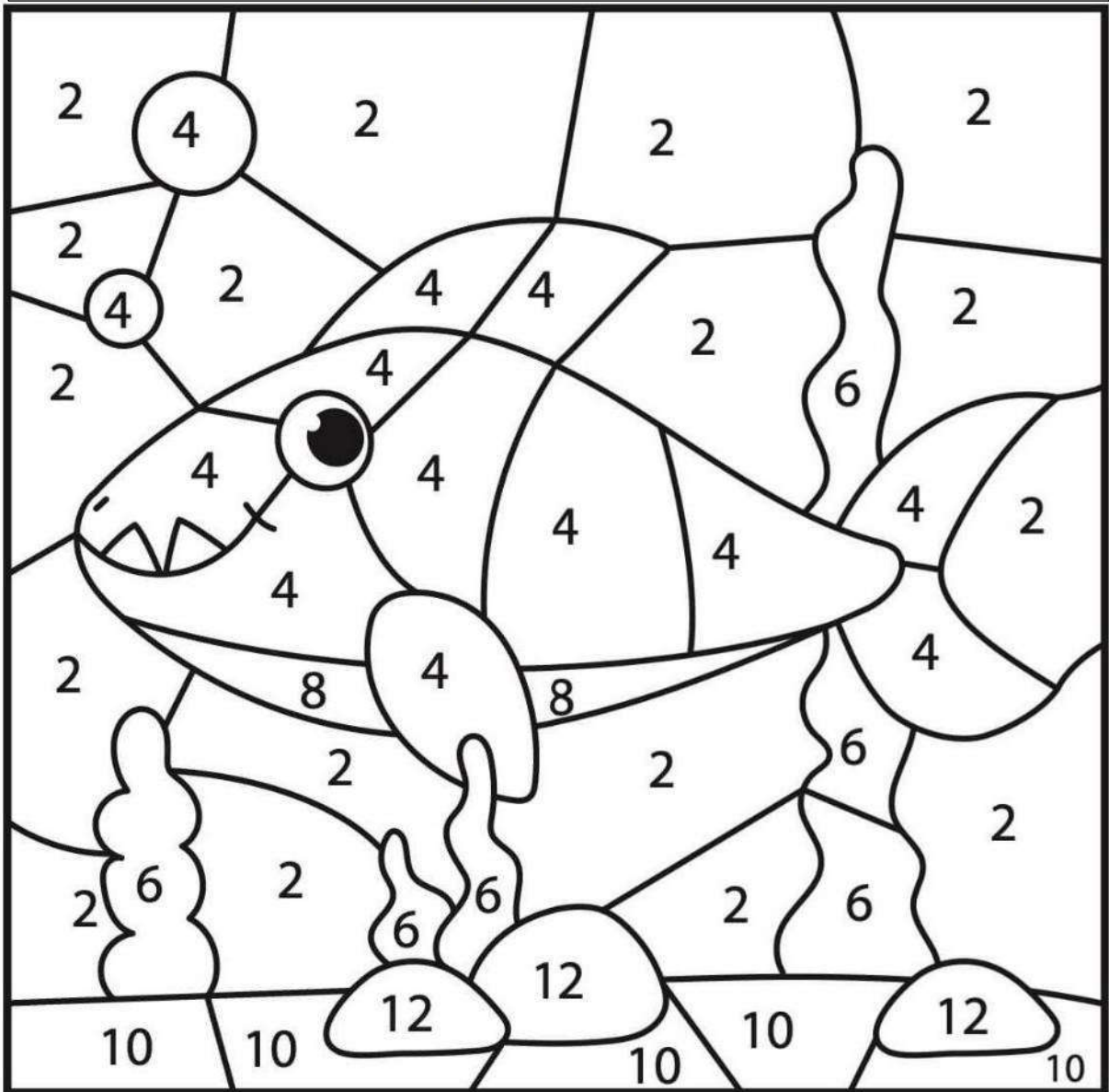
**4-light blue**

**6- green**

**8- grey**

**10- yellow**

**12 - brown**



*Find out the way to put off the fire.*



## ME AND MY PAPA (Father's Day)

Make finger puppets of yourself and Your papa. Compose any conversation between father and son/daughter (5-6 lines). Using finger puppets, the child will present the conversation before the class (after vacation).



- ❖ **Revise all the work done till now.**
- ❖ **Paste all the worksheets on coloured pastel sheets.**

